





## Spurningalisti fyrir kennara í grunnskólum

1. Ég kenni í:		
	Response Percent	Response Count
Glerárskóla	0.0%	0
Síðuskóla	0.0%	0
Oddeyrarskóla	0.0%	0
Giljaskóla	0.0%	0
Brekkuskóla	0.0%	0
Lundarskóla	0.0%	0
<b>Naustaskóla</b>	<b>100.0%</b>	<b>13</b>
Hlíðarskóla	0.0%	0
Hríseyjarskóla	0.0%	0
Grímseyjarskóla	0.0%	0
<i>answered question</i>		<b>13</b>
<i>skipped question</i>		<b>0</b>



2. Ertu ánægður / óánægður með skólann þinn sem vinnustað?		
	Response Percent	Response Count
<b>Mjög ánægður</b>	<b>66.7%</b>	<b>8</b>
Ánægður	33.3%	4
Óánægður	0.0%	0
Mjög óánægður	0.0%	0
Veit ekki	0.0%	0
<i>answered question</i>		<b>12</b>
<i>skipped question</i>		<b>1</b>

<b>3. Er þér oft / sjaldan falin forysta í samstarfshópi um fagleg mál innan skólans?</b>	<i>answered question</i>	<b>12</b>
	<i>skipped question</i>	<b>1</b>




3. Er þér oft / sjaldan falin forysta í samstarfshópi um fagleg mál innan skólans?

	Response Percent	Response Count
Mjög oft 	16.7%	2
Oft 	33.3%	4
<b>Sjaldan</b> 	<b>41.7%</b>	<b>5</b>
Aldrei 	8.3%	1
Veit ekki	0.0%	0
<b>answered question</b>		<b>12</b>
<b>skipped question</b>		<b>1</b>

4. Hversu ánægð-ur / óánægð-ur ertu með þær nýjungar sem unnið er að í þínum skóla?

	Response Percent	Response Count
<b>Mjög ánægður</b> 	<b>63.6%</b>	<b>7</b>
Ánægður 	36.4%	4
Óánægður	0.0%	0
Mjög óánægður	0.0%	0
Veit ekki	0.0%	0
<b>answered question</b>		<b>11</b>
<b>skipped question</b>		<b>2</b>

5. Átt þú mikla / litla hlutdeild í mikilvægum ákvörðunum er varða skólastarfið?

	Response Percent	Response Count
Mjög mikla 	16.7%	2
<b>Mikla</b> 	<b>66.7%</b>	<b>8</b>
Litla 	16.7%	2
<b>answered question</b>		<b>12</b>
<b>skipped question</b>		<b>1</b>

5. Átt þú mikla / litla hlutdeild í mikilvægum ákvörðunum er varða skólastarfið?

Mjög litla	0.0%	0
Veit ekki	0.0%	0
<b>answered question</b>		<b>12</b>
<b>skipped question</b>		<b>1</b>

6. Hversu sammála / ósammála ertu því að skólastjórar í þínum skóla veiti starfinu markvissa forystu?

	Response Percent	Response Count
<b>Mjög sammála</b>	<b>83.3%</b>	<b>10</b>
Sammála	8.3%	1
Ósammála	8.3%	1
Mjög ósammála	0.0%	0
Veit ekki	0.0%	0
<b>answered question</b>		<b>12</b>
<b>skipped question</b>		<b>1</b>




7. Af hve mikilli / lítilli festu er tekið á málum í þínum skóla?

	Response Percent	Response Count
Mjög mikilli	41.7%	5
<b>Mikilli</b>	<b>58.3%</b>	<b>7</b>
Lítilli	0.0%	0
Mjög lítilli	0.0%	0
Veit ekki	0.0%	0
<b>answered question</b>		<b>12</b>
<b>skipped question</b>		<b>1</b>




8. Hversu ánægður / óánægður ertu með faglega stefnu/sýn skólans?

<b>answered question</b>	<b>12</b>
<b>skipped question</b>	<b>Response</b>


8. Hversu ánægður / óánægður ertu með faglega stefnu/sýn skólans?

	Percent	Count
Mjög ánægður 	50.0%	6
Ánægður 	41.7%	5
Óánægður	0.0%	0
Mjög óánægður	0.0%	0
Veit ekki 	8.3%	1
<b>answered question</b>		<b>12</b>
<b>skipped question</b>		<b>1</b>


9. Líta skólastjórnendur oft/sjaldan til þín í kennslustundir?

	Response Percent	Response Count
Mjög oft 	25.0%	3
<b>Oft</b> 	<b>50.0%</b>	<b>6</b>
Sjaldan 	25.0%	3
Aldrei	0.0%	0
Veit ekki	0.0%	0
<b>answered question</b>		<b>12</b>
<b>skipped question</b>		<b>1</b>

10. Hversu mikinn /lítinn faglegan stuðning færð þú frá skólastjórnendum?

	Response Percent	Response Count
Mjög mikinn 	25.0%	3
<b>Mikinn</b> 	<b>58.3%</b>	<b>7</b>
Lítinn 	8.3%	1
Mjög lítinn	0.0%	0
<b>answered question</b>		<b>12</b>
<b>skipped question</b>		<b>1</b>

10. Hversu mikinn /lítinn faglegan stuðning færð þú frá skólastjórnendum?

Veit ekki 

8.3%

1

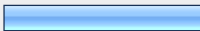
*answered question*

12

*skipped question*

1

11. Ertu sammála/ósammála því að til sé skýr símenntunaráætlun í skólanum?

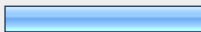
Mjög sammála 

Response  
Percent

Response  
Count

33.3%

4

Sammála 

33.3%

4

Ósammála

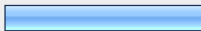
0.0%

0

Mjög ósammála

0.0%

0

Veit ekki 

33.3%

4


*answered question*

12

*skipped question*

1

12. Ertu sammála /ósammála því að nemendur séu hafðir í forgrunni við allar ákvarðanir skólans?


Mjög sammála 

Response  
Percent

Response  
Count

50.0%

6

Sammála 

33.3%

4

Ósammála

0.0%

0

Mjög ósammála

0.0%

0

Veit ekki 

16.7%

2

*answered question*

12

*skipped question*

1

13. Hversu vel / illa líður nemendum í skólanum?





*answered question*

13




*skipped question*

0


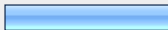
### 13. Hversu vel / illa líður nemendum í skólanum?

	Response Percent	Response Count
Mjög vel 	15.4%	2
<b>Vel</b> 	<b>69.2%</b>	<b>9</b>
Illa 	7.7%	1
Mjög illa	0.0%	0
Veit ekki 	7.7%	1
<b>answered question</b>		<b>13</b>
<b>skipped question</b>		<b>0</b>


### 14. Telur þú viðhorf nemenda jákvætt / neikvætt í garð skólans?

	Response Percent	Response Count
Mjög jákvætt 	16.7%	2
<b>Jákvætt</b> 	<b>75.0%</b>	<b>9</b>
Neikvætt	0.0%	0
Mjög neikvætt	0.0%	0
Veit ekki 	8.3%	1
<b>answered question</b>		<b>12</b>
<b>skipped question</b>		<b>1</b>



### 15. Hafa nemendur mikinn / lítinn metnað í námi?

	Response Percent	Response Count
Mjög mikinn	0.0%	0
<b>Mikinn</b> 	<b>54.5%</b>	<b>6</b>
Lítinn 	27.3%	3
<b>answered question</b>		<b>11</b>
<b>skipped question</b>		<b>2</b>

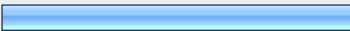


15. Hafa nemendur mikinn / lítinn metnað í námi?

Mjög lítinn	0.0%	0
Veit ekki 	18.2%	2
<b>answered question</b>		<b>11</b>
<b>skipped question</b>		<b>2</b>

16. Finnst þér skólinn leggja mikla / litla áherslu á jákvæð samskipti starfsfólks skóla og nemenda?



	Response Percent	Response Count
Mjög mikla 	58.3%	7
Mikla 	41.7%	5
Litla	0.0%	0
Mjög litla	0.0%	0
Veit ekki	0.0%	0
<b>answered question</b>		<b>12</b>
<b>skipped question</b>		<b>1</b>

17. Ertu sammála / ósammála því að kennarar skólans axli sameiginlega ábyrgð gagnvart nemendum?



	Response Percent	Response Count
Mjög sammála 	58.3%	7
Sammála 	33.3%	4
Ósammála	0.0%	0
Mjög ósammála 	8.3%	1
Veit ekki	0.0%	0
<b>answered question</b>		<b>12</b>
<b>skipped question</b>		<b>1</b>

18. Finnst þér skólinn leggja mikla / litla áherslu á að starfsfólk sýni nemendum gott forsendi?	answered question	12
	skipped question	Response




18. Finnst þér skólinn leggja mikla / litla áherslu á að starfsfólk sýni nemendum gott fordæmi?

	Percent	Count
Mjög mikla 	50.0%	6
Mikla 	50.0%	6
Litla	0.0%	0
Mjög litla	0.0%	0
Veit ekki	0.0%	0
<b>answered question</b>		<b>12</b>
<b>skipped question</b>		<b>1</b>

19. Telur þú að kennsluaðferðir séu fjölbreyttar /fábreyttar í þínum skóla?

	Response Percent	Response Count
Mjög fjölbreyttum 	16.7%	2
<b>Fjölbreyttum</b> 	<b>83.3%</b>	<b>10</b>
Fábreyttum	0.0%	0
Mjög fábreyttum	0.0%	0
Veit ekki	0.0%	0
<b>answered question</b>		<b>12</b>
<b>skipped question</b>		<b>1</b>

20. Telur þú að námsmat sé fjölbreytt / fábreytt í þínum skóla?

	Response Percent	Response Count
Mjög fjölbreytt 	16.7%	2
<b>Fjölbreytt</b> 	<b>50.0%</b>	<b>6</b>
Fábreytt 	16.7%	2
Mjög fábreytt	0.0%	0
<b>answered question</b>		<b>12</b>
<b>skipped question</b>		<b>1</b>



20. Telur þú að námsmat sé fjölbreytt / fábreytt í þínum skóla?

Veit ekki

16.7%

2

**answered question**

**12**

**skipped question**

**1**

21. Er vel / illa unnið með niðurstöður námsmats í þínum skóla til umbóta í kennslu?

Mjög vel

8.3%

1

**Vel**

**75.0%**

**9**

Illá

0.0%

0

Mjög illa

0.0%

0

Veit ekki

16.7%

2

**answered question**

**12**

**skipped question**

**1**

22. Þekkir þú vel / illa einstaklingsbundnar námsþarfir allra nemenda þinna?

Mjög vel

33.3%

4

**Vel**

**66.7%**

**8**

Illá

0.0%

0

Mjög illa

0.0%

0

Veit ekki

0.0%

0

**answered question**

**12**

**skipped question**

**1**

23. Hversu vel / illa hefur tekist að innleiða aðferðir til sjálfsmats í þínum skóla?





**answered question**

**11**





**skipped question**

**2**



23. Hversu vel / illa hefur tekist að innleiða aðferðir til sjálfsmats í þínum skóla?

	Response Percent	Response Count
Mjög vel 	9.1%	1
Vel 	36.4%	4
Illa 	9.1%	1
Mjög illa	0.0%	0
<b>Veit ekki</b> 	<b>45.5%</b>	<b>5</b>
<b>answered question</b>		<b>11</b>
<b>skipped question</b>		<b>2</b>


24. Hversu oft /sjaldan er skólafestna Akureyrarbæjar notuð við vinnu í skólanum?

	Response Percent	Response Count
Mjög oft 	8.3%	1
<b>Oft</b> 	<b>50.0%</b>	<b>6</b>
Sjaldan 	33.3%	4
Aldrei	0.0%	0
Veit ekki 	8.3%	1
<b>answered question</b>		<b>12</b>
<b>skipped question</b>		<b>1</b>





25. Hversu skýr / óskýr er skólafestna bæjarfélagsins?

	Response Percent	Response Count
Mjög skýr 	8.3%	1
<b>Skýr</b> 	<b>83.3%</b>	<b>10</b>
Óskýr	0.0%	0
<b>answered question</b>		<b>12</b>
<b>skipped question</b>		<b>1</b>


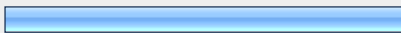


25. Hversu skýr / óskýr er skólustefna bæjarfélagsins?

Mjög óskýr	0.0%	0
Veit ekki 	8.3%	1
<b>answered question</b>		<b>12</b>
<b>skipped question</b>		<b>1</b>

26. Finnst þér bæjarfélagið leggja mikinn / lítinn metnað í að byggja upp góðan skóla?

	Response Percent	Response Count
Mjög mikinn 	9.1%	1
<b>Mikinn</b> 	<b>63.6%</b>	<b>7</b>
Lítinn 	18.2%	2
Mjög lítinn	0.0%	0
Veit ekki 	9.1%	1
<b>answered question</b>		<b>11</b>
<b>skipped question</b>		<b>2</b>


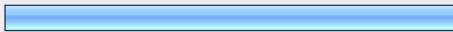

27. Bregst ytra stoðkerfi skólans fljótt / seint við óskum um aðstoð eða ráðgjöf?

	Response Percent	Response Count
Mjög fljótt 	16.7%	2
<b>Fljótt</b> 	<b>66.7%</b>	<b>8</b>
Seint 	8.3%	1
Mjög seint	0.0%	0
Veit ekki 	8.3%	1
<b>answered question</b>		<b>12</b>
<b>skipped question</b>		<b>1</b>

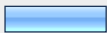



28. Hversu vel / illa þekkir þú til hvaða þjónustu sækja má til skóluteymis fjölskylduáhræðna?

<b>answered question</b>		<b>12</b>
<b>skipped question</b>		<b>0</b>




28. Hversu vel / illa þekkir þú til hvaða þjónustu sækja má til skóláteymis fjölskyldueildar?

	Percent	Count
Mjög vel 	16.7%	2
<b>Vel</b> 	<b>75.0%</b>	<b>9</b>
Illa 	8.3%	1
Mjög illa	0.0%	0
Veit ekki	0.0%	0
<b>answered question</b>		<b>12</b>
<b>skipped question</b>		<b>1</b>

29. Hversu vel / illa þekkir þú til hvaða þjónustu sækja má til Skólaþróunarsviðs HA?

	Response Percent	Response Count
Mjög vel 	16.7%	2
<b>Vel</b> 	<b>58.3%</b>	<b>7</b>
Illa 	16.7%	2
Mjög illa 	8.3%	1
Veit ekki	0.0%	0
<b>answered question</b>		<b>12</b>
<b>skipped question</b>		<b>1</b>

30. Hversu góð /slæm er þjónusta skóláteymis fjölskyldueildar?

	Response Percent	Response Count
Mjög góð 	16.7%	2
<b>Góð</b> 	<b>75.0%</b>	<b>9</b>
Slæm 	8.3%	1
Mjög slæm	0.0%	0
<b>answered question</b>		<b>12</b>
<b>skipped question</b>		<b>1</b>

30. Hversu góð /slæm er þjónusta skólaleyms fjölskyldudeildar?

Veit ekki

0.0%

0

**answered question**

**12**

**skipped question**

**1**

31. Hversu góð / slæm er þjónusta Skólaþróunarsviðs HA?

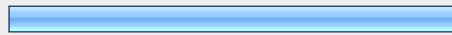
Mjög góð



8.3%

1

**Góð**



**75.0%**

**9**

Slæm

0.0%


0

Mjög slæm

0.0%

0

Veit ekki



16.7%

2

**answered question**

**12**

**skipped question**

**1**

32. Ertu sammála / ósammála því að þörf sé á meira frumkvæði frá skóladeild og sérfræðiþjónustu skólanna að nýbreytni og umbótum í skólastarfi?


Mjög sammála



16.7%

2

**Sammála**



**66.7%**

**8**

Ósammála



8.3%

1

Mjög ósammála

0.0%

0

Veit ekki



8.3%

1

**answered question**

**12**

**skipped question**

**1**

33. Sýna foreldrar mikinn / lítinn áhuga á samstarfi við skólann?

**answered question**

**11**

**skipped question**

**Response**

**Response**

**Percent**

**Count**

### 33. Sýna foreldrar mikinn / lítinn áhuga á samstarfi við skólann?

Mjög mikinn		27.3%	3
<b>Mikinn</b>		<b>54.5%</b>	<b>6</b>
Lítinn		18.2%	2
Mjög lítinn		0.0%	0
Veit ekki		0.0%	0
<b>answered question</b>			<b>11</b>
<b>skipped question</b>			<b>2</b>

### 34. Ertu sammála / ósammála því að samstarfið við foreldra sé ánægjulegt?

		Response Percent	Response Count
Mjög sammála		27.3%	3
<b>Sammála</b>		<b>72.7%</b>	<b>8</b>
Ósammála		0.0%	0
Mjög ósammála		0.0%	0
Veit ekki		0.0%	0
<b>answered question</b>			<b>11</b>
<b>skipped question</b>			<b>2</b>

### 35. Vildir þú sjá meiri / minni þátttöku foreldra í skólastarfinu?

		Response Percent	Response Count
Mikið meiri		27.3%	3
<b>Meiri</b>		<b>63.6%</b>	<b>7</b>
Minni		0.0%	0
Mikið minni		0.0%	0
Veit ekki		9.1%	1
<b>answered question</b>			<b>11</b>
<b>skipped question</b>			<b>2</b>

36. Ertu sammála / ósammála því að aukin þátttaka foreldra í skólastarfi mundi hraða umbótum í skólastarfi?

	Response Percent	Response Count
Mjög sammála	36.4%	4
<b>Sammála</b>	<b>54.5%</b>	<b>6</b>
Ósammála	9.1%	1
Mjög ósammála	0.0%	0
Veit ekki	0.0%	0
<b>answered question</b>		<b>11</b>
<b>skipped question</b>		<b>2</b>

37. Annað sem ég vil koma á framfæri

	Response Count
 view	1
<b>answered question</b>	<b>1</b>
<b>skipped question</b>	<b>12</b>